


Årsplan for 5 og 6. klasse  
Skoleår 2024 / 2025



Klasse: Chi



**Overordnet information:**




Grammatik: Eleverne vil i løbet af hele året arbejde med arbejdshæftet "Lets do it". Dette vil være deres primære grammatik hæfte men det vil suppleres med andet materiale.


Spil og lege: Engelskundervisningen vil indeholde meget spil og leg. Dette vil have et bredt fokus: Mundtlighed, grammatik, ordforråd osv.



UGE	LEKT.	FORLØB	KOMPETENCEOMRÅDER	MÅL	SUPPLERENDE MATERIALER
33	3	<p><u>Welcome back</u></p> 	<p><u>Mundtlig kommunikation:</u></p> <p>lytning</p> <p><u>Mundtlig kommunikation:</u></p> <p>Samtale</p>	<p>I can take part in a conversation and express my own opinion.</p> <p>I can ask for something in different ways depending on what I'm asking and who I'm asking.</p>	<p>EXTRA: Games</p>
34		<p><u>TAKE IT OUTSIDE</u></p>		<p>I can write short descriptions of things I see and feel.</p>	

35	9		<u>Skriftlig kommunikation</u> skrivning	I can give a tour of a specific place at school.	EXTRA: <a href="#">ENERGIZERS</a>
36			<u>Mundtlig kommunikation:</u> præsentation		
37	12	SAVE OUR PLANET 	<u>Mundtlig kommunikation:</u> præsentation  <u>Skriftlig kommunikation:</u> skrivning	I can give a short presentation on an aspect of climate change.	READERS: <a href="#">SAVE OUR WATER</a>  EXTRA: <a href="#">POEMS</a>
38				I can give a simple explanation of the greenhouse effect.	
39				I can write a poem about our planet. improve my texts.	
40				Lejrskole	
41	3	<a href="#">FUMPY FACTS C</a>	<u>Mundtlig kommunikation:</u> lytning	I can listen to a text and pick out important details or summarize it in one sentence.	EXTRA: <a href="#">FUMPY FACTS A</a>  <a href="#">FUMPY FACTS B</a>



					<a href="#">LISTEN UP!</a>
42	EFTERÅRSFERIE				
43	12	<a href="#">CRIME</a> 	<u>Mundtlig kommunikation:</u> Lytning  <u>Skriftlig kommunikation:</u> Sproglæringsstrategier	I can listen to a text and pick out important details.  I can listen to and follow a partner's instructions.  I can change the tense of a sentence from past to present and present to past.	GRAMMAR: <a href="#">VERB TENSES</a>  READERS: <a href="#">A SUPER SLEUTH's MANUAL</a>
44					
45					
46					
47	6	<a href="#">THANKSGIVING</a>	<u>Kultur og samfund:</u> interkulturel kontakt	I can use words and expressions to Thanksgiving.	READERS:
48					

			<u>Mundtlig kommunikation:</u> sprogligt fokus	I can give examples of why and how they celebrate Thanksgiving in the USA.	<a href="#">FESTIVAL FOODS</a>
49	3	<a href="#">WRITING A JOB APPLICATION</a> 	<u>Skriftlig kommunikation:</u> sproglæringsstrategier  <u>Skriftlig kommunikation:</u> Skrivning	I can read a job ad and look up words and expressions I don't know.  I can write a job application for a specific job.  I can give and receive feedback.	
50	6	Christmas 	<u>Kultur og samfund:</u> interkulturel kontakt	I can use words and expressions to Christmas.	
51			<u>Mundtlig kommunikation:</u> sprogligt fokus		

52-1	JULEFERIE				
2	6	Focus on grammar	<u>Skriftlig kommunikation:</u> Skrivning	I can write sentences with correct grammar	
3					
4	Emneuge: Lilleskoleby				
5	6	Australia theme in Lets do it. 	<u>Kultur og samfund:</u> interkulturel kontakt  <u>Skriftlig kommunikation:</u> læsning  <u>Skriftlig kommunikation:</u> Skrivning	I can answer simple questions about Australia.	EXTRA: <a href="#">COUNTRY CUBES AUSTRALIA</a>  <a href="#">COUNTRY CARDS AUSTRALIA</a>
6					
7					
8					

Vinterferie					
9	9	<a href="#">FOOD IN AUSTRALIA</a> 	<u>Kultur og samfund:</u> interkulturel kontakt	I can talk about the food culture in Australia.	READERS: <a href="#">FOOD FUEL</a>  EXTRA: <a href="#">COUNTRY CUBES AUSTRALIA</a>  <a href="#">COUNTRY CARDS AUSTRALIA</a>
10				I can find, write, and use topic-related words.	
11				I can research and write about Danish food and food culture.	
12	9	<a href="#">REAL-LIFE HEROES</a> 	<u>Kultur og samfund:</u> interkulturel kontakt  <u>Mundtlig kommunikation:</u> samtale	I can use synonyms to express what I want to say in different ways.	READERS: <a href="#">REAL HEROES</a>
13				I can give examples of unfair treatment of minority groups in English speaking countries.	
14				I can find differences and similarities between my daily life and that of others.	

15	3	<p><a href="#">WRITING A SHORT STORY</a></p> 	<p><u>Skriftlig kommunikation:</u> skrivning</p>	<p>I can write a short story.</p>	<p>READERS: <a href="#">SMELLY SOCKS AND TERRIBLE TANGLES</a></p>
16	PÅSKEFERIE				
17	12	Insecurities and Body shame	<p><u>Mundtlig kommunikation:</u> Lytning</p> <p><u>Kultur og samfund:</u> interkulturel kontakt</p>	<p>I can talk about and describe what Insecurities mean.</p>	<p>Listen and read songs from famous singers: Pink and Alissia Cara</p>
18				<p>I can use synonyms to express what I want to say in different ways.</p>	
19				<p>I can give examples of body shame and find texts that describe it.</p>	
20					
21		<a href="#">FAMILIES</a>	<p><u>Mundtlig kommunikation:</u></p>	<p>I can talk about and describe different</p>	
22					

23	12		<p>samtale</p> <p><u>Mundtlig kommunikation:</u> kommunikationsstrategier</p>	<p>types of families.</p> <p>I can take part in a discussion about parents.</p> <p>I can use different strategies when guessing new words.</p>	
24					
25	6	<p><a href="#">HOMES NO HOMES</a></p> 	<p><u>Mundtlig kommunikation:</u> samtale</p> <p><u>Mundtlig kommunikation:</u> præsentation</p>	<p>I can talk about homelessness.</p> <p>I can pick out important information in a text.</p> <p>I can give examples of why young people in Britain become homeless.</p>	<p>READERS: <a href="#">OLIVER TWIST</a></p>
26					
27	SOMMERFERIE				

**Ret til ændringer forbeholdes til denne årsplan.**

Alle kompetenceområder og målpar findes under Børne og ungdomsministeriet: [GSK FællesMål Engelsk.pdf \(emu.dk\)](#)